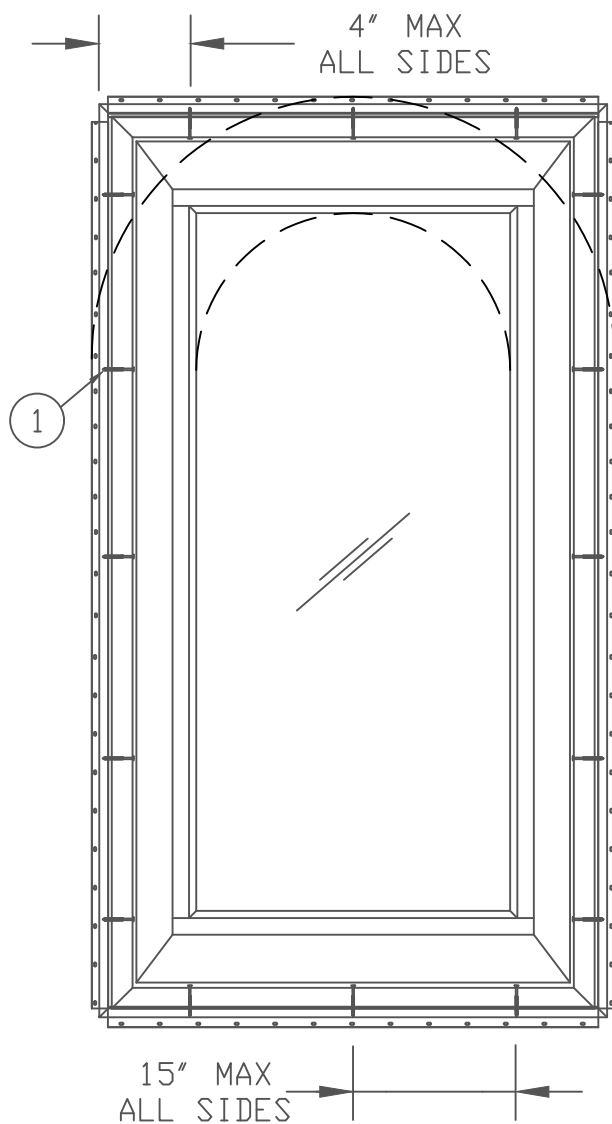


NARROW FRAME PRODUCT DETAILS

NOTES FOR ALL METHODS:

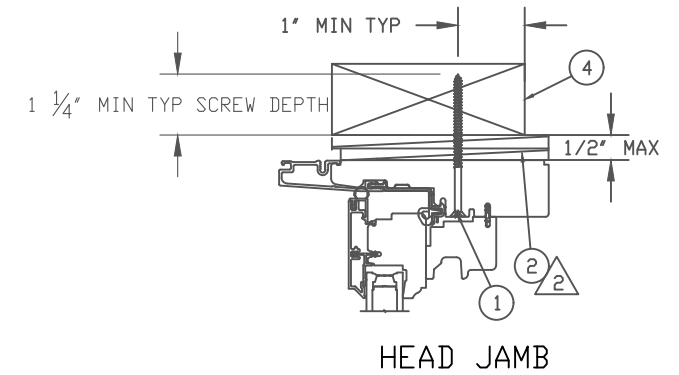
1. THIS PRINT IS FOR STRUCTURAL PERFORMANCE ONLY. FOR FLASHING & SEALING INSTRUCTIONS, REFER TO THE INSTALLATION INSTRUCTIONS.
2. SHIMS
-PLACE A SHIM WITHIN 4-6 INCHES OF EACH CORNER AND SPACE ALL OTHERS EVENLY A MAXIMUM OF 15" APART.
3. IF CHEMICALLY TREATED LUMBER IS USED FOR BUCK MATERIAL, FASTENERS INTO THE BUCK MUST BE A MINIMUM OF 0.90 OZ/FT² ZINC HOT DIPPED GALVANIZED OR STAINLESS STEEL TYPE 304 OR 316.
4. RECTANGULAR UNITS SHOWN, SHAPED UNITS ALSO APPLY.

JAMB SCREW INSTALLATION

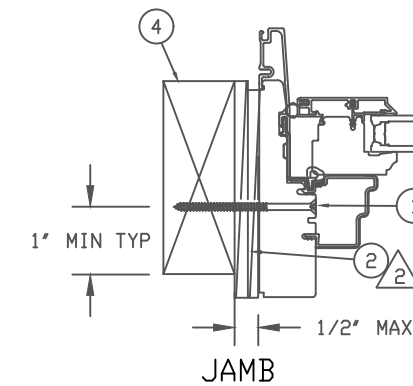


JAMB SCREW INSTALLATION METHOD:

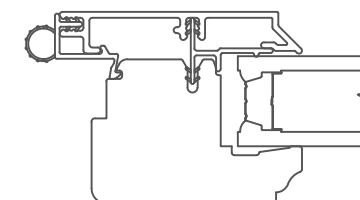
- UNIT MUST NOT BE IN DIRECT CONTACT WITH EITHER CONCRETE OR TREATED BUCK MATERIAL. IF SHIM SPACE IS LESS THAN 1/8" WRAPPING THE UNIT ON ALL 4 SIDES WITH WINDOW FLASHING TAPE IS REQUIRED AS A BARRIER BETWEEN THE UNIT AND CONCRETE OR TREATED LUMBER.
- SECURE JAMBS AND HEAD JAMBS WITH #8 X 3" SCREWS.
- SECURE THE SILL WITH #8 X 3" SCREWS.
- SHIM AT EACH SCREW LOCATION.
- ONE #10 X 3" SHEET METAL SCREW THROUGH EACH HINGE INTO BUCK.



HEAD JAMB

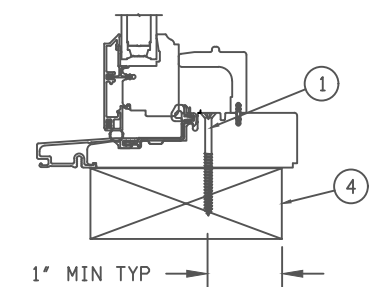


JAMB



GLASS COMPLIES WITH ASTM E1300

GLASS DETAIL



SILL

FULL FRAME PRODUCT DETAILS

| UNIT | MAX FRAME SIZE | DP RATING |
|---------------|----------------|-----------|
| UL CSMNT RT | 36 X 96-1/8 | +50/-50 |
| UL CSMNT NFRT | 36 X 96-1/8 | +50/-50 |
| UL CSMNT RT | 40 X 92 | +50/-50 |
| ULCSMNT NFRT | 40 X 92 | +50/-50 |

| ITEM NO | REF NO | DESCRIPTION |
|---------|--------|----------------------------|
| 4 | ----- | WOOD BUCK BY OTHERS |
| 3 | ----- | #10 X 3" SHEET METAL SCREW |
| 2 | ----- | SHIM |
| 1 | ----- | #8 X 3.000 WOOD SCREW |

| UNSPECIFIED TOLERANCES | |
|-------------------------------------|----------------------|
| DECIMALS: XX ± .03 XXX ± .012 | ANGLE DEG: ± .5 |
| LINEAL: + .125 - .000 | FAB LINEAL: ± N/A |
| MATERIAL: | N/A |

| | |
|--------------------------------------|-------------------------------|
| MARVIN RESEARCH & DEVELOPMENT | |
| PRODUCT CATEGORY: | ULTIMATE CASEMENT |
| UNIT TYPE: | UCART, UCANFRT |
| DWG TYPE: | INSTALLATION |
| DESCRIPTION: | INSTALLATION |
| CHK: | SIZE: B |
| APP: | CLASS: |
| SCALE: NA | DWG NO: 00065720 |
| DATE: 12/10/12 | DWG BY: BORNEMAN, SKIP |
| | SHEET: 1 OF 1 |

NOTICE - CONFIDENTIAL INFORMATION

The information in this document is privileged and strictly confidential. The information contained herein shall be used only by Marvin Windows and Doors employees and by those agents or suppliers granted official written permission. If the reader of this document is not the intended recipient, or the employee or agent of the intended recipient, please delete this document from all data storage devices, and destroy all hard copies. Any unauthorized dissemination, distribution, copying or other use of the information contained in this document is strictly prohibited.